









Home Project Opportunities





December 2025






***Please note there are updated dimensions/details for existing projects as well as new projects available.**





****Please note the priority of projects can change.**

Item	Specifications	Area/Unit Used	Used For	Picture (if available)
Activity Lap Blanket (PRIORITY)	<ul style="list-style-type: none"> Approximate size 30" x 30" Two sided, filled lap quilt with various stimuli firmly attached. 	Any patient care floor in the hospital, according to patient need	The blanket helps develop dexterity of hands, revealing different types of fasteners, moving beads, etc. that also involve the work of the brain. An important point - on such a blanket all the details are not removable, which prevents the loss of any elements. All parts are sewn firmly.	
Adult Fleece Blankets (PRIORITY)	<ul style="list-style-type: none"> 40" x 60" Simple tie blanket (double knotted) or sewn finish Assorted, gender-neutral, as well as men and women patterns 	All patient care floors in the hospital	Fleece blankets provide a sense of comfort for patients in the hospital and can be used for patients who tend to be cold.	
Adult Quilts (PRIORITY)	<ul style="list-style-type: none"> 40 X 60 inches Can be embroidered or patchwork. Cotton Washable Assorted, gender-neutral, as well as men and women patterns 	All patient care floors in the hospital	Quilts provide a sense of comfort for patients in the hospital and can be used for patients who tend to be cold.	

Item	Specifications	Area/Unit Used	Used For	Picture (if available)
Children's Fleece Blankets (PRIORITY)	<ul style="list-style-type: none"> 40" x 60" (Pediatrics) 36" x 36" (Birth Center) "Fun, kid-friendly" patterns/fabrics Simple tie blanket (double knotted) or sewn finish 	Pediatrics	Fleece blankets are needed for colder months and/or for pediatric patients who tend to be colder.	
Children's Lightweight Blanket (PRIORITY)	<ul style="list-style-type: none"> 40" x 60" (Pediatrics) 36" x 36" (Birth Center) Flannel "Fun, kid-friendly" patterns/fabrics 	Pediatrics Birth Center	Pediatric patients and new babies want "soft/snuggly" blankets but are often warm. A lightweight blanket/cover-up would be great for lounging. They are also used to lay over the bed sheets to make a more child friendly environment.	
Crib and Bassinet Sheets (PRIORITY)	<ul style="list-style-type: none"> Cotton preferred – pre-washed Plain material only (no pattern), any color Needed to fit two mattress sizes: <ul style="list-style-type: none"> -White Crib: 33 1/2"(L) x 21 1/2"(W) x 3 1/4"(H) -Bassinet: 26 1/4" (L) x 12 1/2" (W) x 1" (H) Fitted, elastic style 	Neonatal Intensive Care Unit (NICU) Birth Center	Sheets are used to cover crib mattress	 
Developmental Hearts	<ul style="list-style-type: none"> Hearts in size from 5-7" Cotton prints are preferred. Flannel, fleece, minky may also be used Two-sided, completely closed heart, no filling Pattern available upon request 	Neonatal Intensive Care Unit (NICU)	Developmental hearts are given to mothers whose newborn infants have been admitted to the NICU. The fabric heart is worn against the mother's skin so that the fabric might absorb the scent of the mother. The heart is placed with the baby in the isolette/crib so the mother is always with the child.	

Item	Specifications	Area/Unit Used	Used For	Picture (if available)
Dining Scarf	<ul style="list-style-type: none"> Preshrunk cotton, reversible and washable fabric in gender neutral tones/patterns Gathered slightly at the neck and subtle Velcro closures to secure front draping. 34" x 9" (approx) 	Any patient care floor in the hospital, according to patient need	Dining scarves offer patients extra protection and dignity while eating.	
Freeze Pop Holders	<ul style="list-style-type: none"> 2" x 6" Fleece to be provided by volunteer Sew side and bottom, leaving opening in top for freeze pop to slide into 	Pediatrics	Pediatric patients use these to keep their hands from getting cold and wet while eating freeze pops.	
Ice Pack Holders	<ul style="list-style-type: none"> Flannel preferred Most need is for children's pattern material Some need is for adult female pattern material Finished size 12" x 6 1/2" Open on one short side Velcro closing (5" of Velcro inside the opening) Pattern available in Volunteer Services 	Pediatrics Birth Center	A colorful and more comfortable way for kids to apply ice packs	
Isolette & Warmer Sheets	<ul style="list-style-type: none"> Cotton preferred – pre-washed Plain material only (no pattern), any color Fitted, elastic style Needed to fit three mattress sizes: <ul style="list-style-type: none"> -Giraffe Isolette/Warmer: 25" (L) x 18 3/4" (W) x 2" (H) -Hill-Rom Isolette: 29" (L) x 15" (W) x 1" (H) -OHMEDA Warmer: 28" (L) x 22 1/2" (W) x 1" 	Neonatal Intensive Care Unit (NICU)	Sheets are used to cover isolette and warmer mattresses.	

Item	Specifications	Area/Unit Used	Used For	Picture (if available)
Neck Pillows (PRIORITY)	<ul style="list-style-type: none"> Made with fleece and polyester stuffing Design patterns for adults 	All patient care floors in the hospital	A firmly stuffed neck pillow to help support patients' neck while sitting up.	
NICU Isolette Covers	<ul style="list-style-type: none"> 55x55 inches (must be this size) Single layer flannel, stitching around end. Washable – not sent home with families. 	Neonatal Intensive Care Unit (NICU)	Isolette covers help control light and sounds for the babies in the NICU.	
Pocket Prayer Shawl (PRIORITY)	<ul style="list-style-type: none"> 8 X 2 ½ inches Baby yarn, any color (can use multiple colors or solid) Crochet instructions: (Row 1) Chain 13 to (Row 2) single in the second chain from hook and across. (Row 3) Chain 3, double crochet across in the back loop (will have 12 DCs total). Total of 14 rows DC. (Row 15) Finish with single across row and fasten off. (Fringe) Six fringes – inch long each. Tags provided by Spiritual Services 	Spiritual Services	<p>Given to both patients and families.</p> <p>Back of tag: "This pocket prayer shawl was made especially for you. Slip it in your pocket or purse, keep it by your bedside, or use it as a bookmark. When your fingers touch it, be thankful of the love and peace that you receive every day. Remember, you are never alone, for God is always with you. We pray for you in love and hope."</p>	 
Stuffed Animal Gowns (PRIORITY)	<ul style="list-style-type: none"> Please note there is a new pattern as of December 2025 in Volunteer Services Assorted fun/kid-friendly and gender-neutral patterns for those used in Pediatrics (no holiday prints) Sample available in Volunteer Services 	Pediatrics	Used to dress a stuffed animal to match kids who are hospitalized or in surgery.	

Item	Specifications	Area/Unit Used	Used For	Picture (if available)
Surgery Caps ON HOLD	<ul style="list-style-type: none"> Use kid 'friendly' fabric 	Pediatrics	Surgical Caps are made for children in Pediatrics who have surgery. These caps keep their hair back and is something they can keep after surgery.	
Surgical Mask for Muslin Doll ON HOLD	<ul style="list-style-type: none"> 2"(l) x 1 ½" (h) rectangle cut of felt 17" piece sewn on top/bottom of felt 	Pediatrics	Used to teach kids about the surgical masks worn by patients, doctors, visitors.	
Tag Blankets ON HOLD	<ul style="list-style-type: none"> The tags should be made out of ribbon Blanket is 16x16 One side should have 4 4x4" squares 	Pediatrics	Babies are able to play with the tags which are sewn onto the blanket.	
Twiddle Muffs (PRIORITY)	<ul style="list-style-type: none"> Needles: 8mm circular or 6.5mm straight needles. FOR CUFF: <ul style="list-style-type: none"> Cast on 45 stitches using 2 strands of double knitting wool or 1 strand of chunky wool Work in stocking stitch for 11 inches FOR MUFF BODY: <ul style="list-style-type: none"> Continue with stocking stitch but use up oddments of various textures of wool such as chunky, mohair, ribbon etc. until the work measures 23 inches (two strands of double knit for two rows each gives a lovely assortment of colors). FINISHING: <ul style="list-style-type: none"> If working with straight needles, lightly iron the long strip, then neatly join the sides together using edge to edge stitch (with knit side out) Turn inside out and push the one-color cuff up inside the muff body 	Any patient care floor in the hospital, according to patient need	<p>This muff pattern is perfect for using up leftover wool!</p> <p>Many patients, whether kids, those with dementia or arthritis can use these knitted bands that have textured ribbons, beads and various fabrics and patterns, inside and out to keep hands and attention active through visual and tactile stimulation.</p>	

Item	Specifications	Area/Unit Used	Used For	Picture (if available)
	<ul style="list-style-type: none"> ○ Sew the two ends together, again using a neat edge to edge stitch ○ Decorate muff inside and out with ribbons, beads, pompoms, buttons, etc ensuring each is securely fastened 			

Safety requirements for handmade items:

When preparing your items for donation, please remember the following things:

- Avoid exposing any handmade or cloth items to strong odors such as smoke, moth balls, perfumes and/or colognes and pet hair. We will not be able to use items that have a strong odor.
- Please pre-wash the material of any sewn items.
- Remove all sewing pins/needles. You may want to acquire a magnetic wand to locate any pins.
- Use clean hands when sewing/knitting.
- Avoid working on your project when you are ill.
- Avoid pinning notes to the item.
- All accessories must be sewn as part of the original design (eyes, nose, flowers, decorative items, etc.). Plastic buttons that are sewn on are a choking hazard should they become detached.
- Please do not individually wrap or bag any items.

THANK YOU for generously sharing your time and talents.

Volunteer Services · Marshfield Clinic Health Systems · 715-387-7198 · 611 Saint Joseph Avenue, Marshfield, WI 54449

For the most current Home Project Listing, please visit: <https://marshfieldclinic.org/giving/volunteer>